



**rk steel smith**  
defining workspace

**18 GAUGE (1.2MM THK.)  
MEDIUM DUTY 1650 H.  
INDUSTRIAL TOOL CUPBOARD  
PRODUCT RANGE**

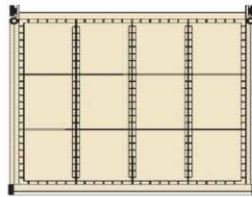


**2018**



**Tool Cupboard**  
1025.W X 600.D X 1650.H

05 to 07




**Tool Cupboard  
Drawer Layout** — 08



**Colour** — 09

## Slope Top

We often get asked, "why the sloped top?"....  
The answer is simple but effective,  
sloped top cabinets are intended to prevent  
someone from stacking items on top of the cabinet.



Heavy duty all welded 1.2mm (18 gauge) **100% Galvanised steel**  
Full height welded piano hinges for increased strength and rigidity of doors  
Double doors open at **180 degrees** for full access to product  
Doors are reinforced for added strength

## Ventilated Door

Door Material **100% Galvanised steel**  
2mm (14g.) Thk.



## Clear View Door

Door Material **100% Galvanised steel**  
1.5mm (16g.) Thk. and 5mm Thk.  
Transparent acrylic sheet



The factory is equipped with latest and modern machinery. For easy and fast movement of raw materials and finished goods suitable overhead crane railings and moving trolley systems are laid in the factory.

There are following main departments in production:

- Production Planning
- Press Shop
- Tool Room
- Assembly department for various products
- 7 Tank Pre-treatment Plant
- Powder coating & Liquid Painting Booth with baking oven
- Baking Oven
- Fitting
- Quality Inspection
- Packing
- Scheduling & despatching

## Process of Manufacture :

**100% Galvanised steel body** are received in press shop where de-coiling and sheet leveling are done. After sheet leveling sheets are cut to require sizes. The cut size sheets are transferred to the power press and notching operation is carried out. After notching operation sheets are transferred to CNC press brakes for doing necessary bending.

Components which are received from press shop are transferred to assembly department for doing spot welding, Co2 welding, ARC welding, Grinding etc.

Assembled components are transfer to pre-treatment plant for treating in 7 tank for degrees, zinc, phosphating and passivation.

Material received from pre-treatment department are immediately powder coated in the dust free painting booth and then the articles are put inside a baking oven at a temperature of 180°C for about 20 minutes.

Then the painted items are sent to the fitting department for necessary fitment of necessary accessories and afterwards final inspection is carried out before packing the goods.

### Material: (Housing)

- Housing 1.2mm thk.
- Vertical pillar 2mm thk.
- Horizontal support 2mm thk.
- Cross member 2mm thk.
- Forklift Base 2mm thk.

### Material: (Drawer)

- Drawer 1.2mm thk.
- Drawer front face 2mm thk.
- Partition 1.2mm thk.
- Partition slotting strip 0.8mm thk. (Spot weld with Partition 1.2mm thk.)
- Divider 1.2mm thk.
- Drawer pull handle 1.2mm thk.

### Material: (Slider, Shelf & Door)

- (1) Slider 3.0mm thk. with ZZ ball bearing (65 kg.)  
**600mm depth cabinet**
- (2) Shelf 1.2mm thk. with stiffner (75 kg.)
- (3) Door 1.2mm thk. with stiffner

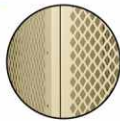
**Double doors open at 180 degrees for full access to product**

The technical data contained in this catalogue is approximate. R.K. Steel Smith reserves the right to make any modifications it sees fit to improve the performance and appearance of products. The manufacturer is not liable for any printing errors.


## Slope & Door Option:



Slope Top



Ventilated Door



Clear View Door



Plastic Bin included

### Technical Detail:

- (1) Overall Dimension: **1025mm W. X 630mm D. X 1650mm H.**
- (2) Each Shelf load cap.: **75kg.**
- (3) Drawer Normal Extension: **80%**
- (4) Usable drawer dimensions : **900mm W. x 450mm D.**
- (5) Manufacturing & Materials Details: **Page-04**
- (6) Standard: **Plain Drawer** (7) Drawers interior- **Page-18**
- (8) Plastic bin for shelf: **Bull -35: 208 W. X 158 H. X 300 D. - 12no.**  
**Bull -15: 125 W. X 101 H. X 201 D. - 3no**
- (9) Shelf: **325mm depth shelf: 2 no.**  
**550mm depth Material shelf: 2 no.**
- (10) Drawers: **100X1no.**
- (11) Pad locking: **Two-point locking device**




**RK 18G TCUP 1650-01**

## Slope & Door Option:



Slope Top



Ventilated Door



Clear View Door



Plastic Bin included

### Technical Detail:

- (1) Overall Dimension: **1025mm W. X 630mm D. X 1650mm H.**
- (2) Each Shelf load cap.: **75kg.**
- (3) Drawer Normal Extension: **80%**
- (4) Usable drawer dimensions : **900mm W. x 450mm D.**
- (5) Manufacturing & Materials Details: **Page-04**
- (6) Standard: **Plain Drawer** (7) Drawers interior- **Page-18**
- (8) Plastic bin for shelf: **Bull -35: 208 W. X 158 H. X 300 D. - 12no.**  
**Bull -15: 125 W. X 101 H. X 201 D. - 3no**
- (9) Shelf: **325mm depth shelf: 2 no.**  
**550mm depth Material shelf: 2 no.**
- (10) Drawers: **100X2no.**
- (11) Pad locking: **Two-point locking device**




**RK 18G TCUP 1650-02**

## Slope & Door Option:



Slope Top



Ventilated Door



Clear View Door



Plastic Bin included

### Technical Detail:

- (1) Overall Dimension: **1025mm W. X 630mm D. X 1650mm H.**
- (2) Each Shelf load cap.: **75kg.**
- (3) Drawer Normal Extension: **80%**
- (4) Usable drawer dimensions : **900mm W. x 450mm D.**
- (5) Manufacturing & Materials Details: **Page-04**
- (6) Standard: **Plain Drawer** (7) Drawers interior- **Page-18**
- (8) Plastic bin for shelf: **Bull -35: 208 W. X 158 H. X 300 D. - 12no.**  
**Bull -15: 125 W. X 101 H. X 201 D. - 3no**
- (9) Shelf: **325mm depth shelf: 2 no.**  
**550mm depth Material shelf: 2 no.**
- (10) Drawers: **100X3no.**
- (11) Pad locking: **Two-point locking device**



**RK 18G TCUP 1650-03**



To anchor Cabinet

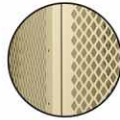
**The cabinets must be secured to the floor or to the wall.**

**You should not open another drawer while one is opened.**

## Slope & Door Option:



Slope Top



Ventilated Door



Clear View Door



Plastic Bin included

### Technical Detail:

- (1) Overall Dimension: **1025mm W. X 630mm D. X 1650mm H.**
- (2) Each Shelf load cap.: **75kg.**
- (3) Manufacturing & Materials Details: **Page-04**
- (4) Plastic bin for shelf: **325mm Depth Shelf**  
**Bull -35: 208 W. X 158 H. X 300 D. 28no.**  
**Bull -15: 125 W. X 101 H. X 201 D. - 7no**
- (5) Shelf: **325mm depth Bin shelf: 6 no.**
- (6) Pad locking: **Two-point locking device**

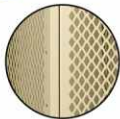


**RK 18G TCUP 1650-04**

## Slope & Door Option:



Slope Top



Ventilated Door



Clear View Door



Plastic Bin included

### Technical Detail:

- (1) Overall Dimension: **1025mm W. X 630mm D. X 1650mm H.**
- (2) Each drawer & Shelf load cap.: **75kg.**
- (3) Drawer Normal Extension: **80%**
- (4) Usable drawer dimensions : **900mm W. x 450mm D.**
- (5) Manufacturing & Materials Details: **Page-04**
- (6) Standard: **Plain Drawer**
- (7) Drawers interior- **Page-14**
- (8) Plastic bin for shelf: **275mm Depth Shelf**  
**Bull -15:125 W. X 101 H. X 201 D. - 12no.**
- (9) Plastic bin for shelf: **325mm Depth Shelf**  
**Bull -35: 208 W. X 158 H. X 300 D. 16no.**  
**Bull -15: 125 W. X 101 H. X 201 D. - 4no.**
- (10) Shelf: **550mm depth Material shelf: 1 no.**
- (11) Drawers: **100X3no.**
- (12) Pad locking: **Two-point locking device**



**RK 18G TCUP 1650-05**



To anchor Cabinet

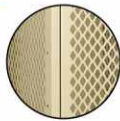
**The cabinets must be secured to the floor or to the wall.**

**You should not open another drawer while one is opened.**

## Slope & Door Option:



Slope Top



Ventilated Door



Clear View Door



Tools, hooks excluded

### Technical Detail:

- (1) Overall Dimension: **1025mm W. X 630mm D. X 1650mm H.**
- (2) Each drawer & Shelf load cap.: **75kg.**
- (3) Drawer Normal Extension: **80%**
- (4) Usable drawer dimensions : **900mm W. x 450mm D.**
- (5) Manufacturing & Materials Details: **Page-04**
- (6) Standard: **Plain Drawer**
- (7) Drawers interior- **Page-18**
- (8) Perfo. Panel: **400mm H.**
- (9) Shelf: **550mm depth Material shelf: 2 no.**
- (10) Drawers: **100X1no.**
- (11) Pad locking: **Two-point locking device**




**RK 18G TCUP 1650-06**

## Slope & Door Option:



Slope Top



Ventilated Door



Clear View Door



Tools, hooks excluded

### Technical Detail:

- (1) Overall Dimension: **1025mm W. X 630mm D. X 1650mm H.**
- (2) Each drawer & Shelf load cap.: **75kg.**
- (3) Drawer Normal Extension: **80%**
- (4) Usable drawer dimensions : **900mm W. x 450mm D.**
- (5) Manufacturing & Materials Details: **Page-04**
- (6) Standard: **Plain Drawer**
- (7) Drawers interior- **Page-18**
- (8) Perfo. Panel: **400mm H.**
- (9) Shelf: **550mm depth Material shelf: 2 no.**
- (10) Drawers: **100X3no.**
- (11) Pad locking: **Two-point locking device**




**RK 18G TCUP 1650-08**

## Slope & Door Option:



Slope Top



Ventilated Door



Clear View Door



Tools, hooks excluded

### Technical Detail:

- (1) Overall Dimension: **1025mm W. X 630mm D. X 1650mm H.**
- (2) Each drawer & Shelf load cap.: **75kg.**
- (3) Drawer Normal Extension: **80%**
- (4) Usable drawer dimensions : **900mm W. x 450mm D.**
- (5) Manufacturing & Materials Details: **Page-04**
- (6) Standard: **Plain Drawer**
- (7) Drawers interior- **Page-18**
- (8) Perfo. Panel: **400mm H.**
- (9) Shelf: **550mm depth Material shelf: 2 no.**
- (10) Drawers: **100X2no.**
- (11) Pad locking: **Two-point locking device**



**RK 18G TCUP 1650-07**



To anchor Cabinet

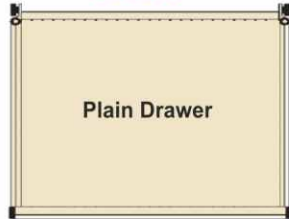
**The cabinets must be secured to the floor or to the wall.**

**You should not open another drawer while one is opened.**

## Drawers Layout for 75 to 150mm H. Drawers (150mm onward plain drawers)

**RK TC DR 1025 600-1**

900W X 450D  
75mm to 300mm  
drawers



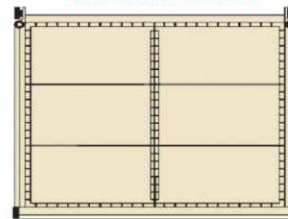
**RK TC DR 1025 600-2**

900W X 450D  
75mm to 300mm  
drawers



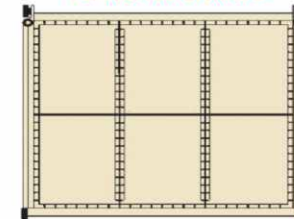
**RK TC DR 1025 600-3**

450W X 150D-6no.  
Each compartment  
75/100/150 drawers



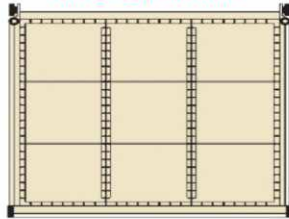
**RK TC DR 1025 600-4**

300W X 225D-6no.  
Each compartment  
75/100/150 drawers



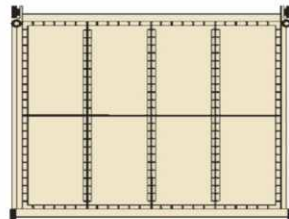
**RK TC DR 1025 600-5**

300W X 150D-9no.  
Each compartment  
75/100/150 drawers



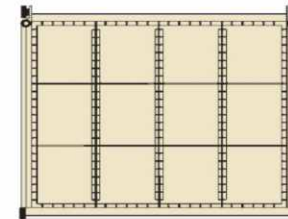
**RK TC DR 1025 600-6**

225W X 225D-8no.  
Each compartment  
75/100/150 drawers



**RK TC DR 1025 600-7**

225W X 150D-12no.  
Each compartment  
75/100/150 drawers



## Plastic container only for 75 & 100mm H. Drawers



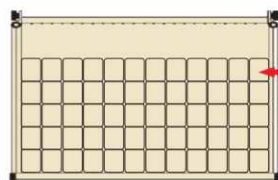
45mm H.  
75mm Drawers



75mm H.  
100mm Drawers

**RK TC DR 1025 600-P1**

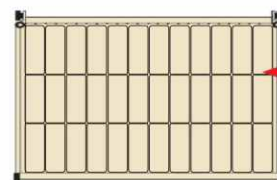
75/100 drawers



75W.X75D.X45/75H.  
60no.  
Plastic container  
in each drawer

**RK TC DR 1025 600-P2**

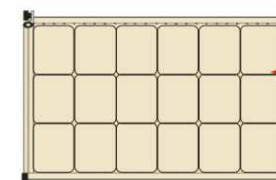
75/100 drawers



75W.X150D.X45/75H.  
36no.  
Plastic container  
in each drawer

**RK TC DR 1025 600-P3**

75/100 drawers



150W.X150D.X45/75H.  
18no.  
Plastic container  
in each drawer



## Standard Color option :

---



AMERICAN BLUE  
STRUCTURE FINISH



7035 PALE GREY  
STRUCTURE FINISH



DA GREY  
STRUCTURE FINISH



PO RED  
STRUCTURE FINISH

Assembled components are transfer to pre-treatment plant for treating in 7 tank for degrees, zinc, phosphating and passivation.

Material received from pre-treatment department are immediately powder coated in the dust free painting booth and then the articles are put inside a baking oven at a temperature of 180° C for about 20 minutes.



**rk steel smith**  
defining workspace



Plot- B/32 (Part-2) Bileshwar Indl. Estate,  
Opp. G.V.M.M.,  
Odhav-Kathwada Road,  
Ahmedabad - 382415  
Gujarat (INDIA).



+91 94 281 35 100  
+91 98 253 00 059



rksteelsmith@gmail.com  
info@rksteelsmith.com  
sales@rksteelsmith.com



www.rksteelsmith.com